

Google Classroom Directions for Parents

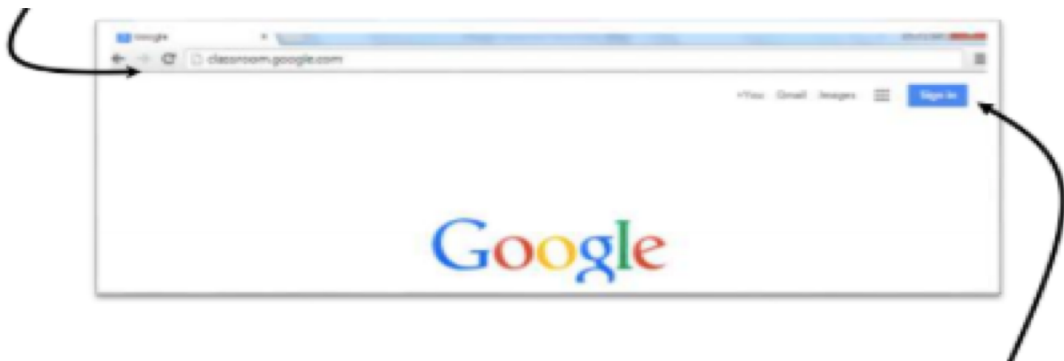
Video Link: https://drive.google.com/file/d/1DFmRK5FHk7-tj_pEVig_5X3p9Im0EJm4/view?usp=sharing

1. Using your internet browser, go to classroom.google.com.

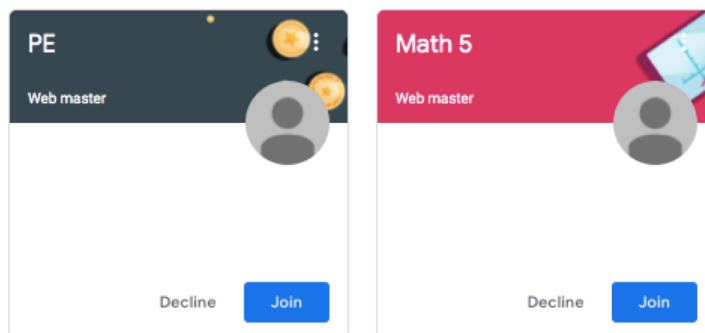
You may be directed to log into an account instead of reaching the classroom screen. If you reach the classroom screen, skip to STEP 3.



2. You must be logged in to your child's ALKSCHOOL.ORG account in order to access Google Classroom. Click "Sign in" in the top right corner.

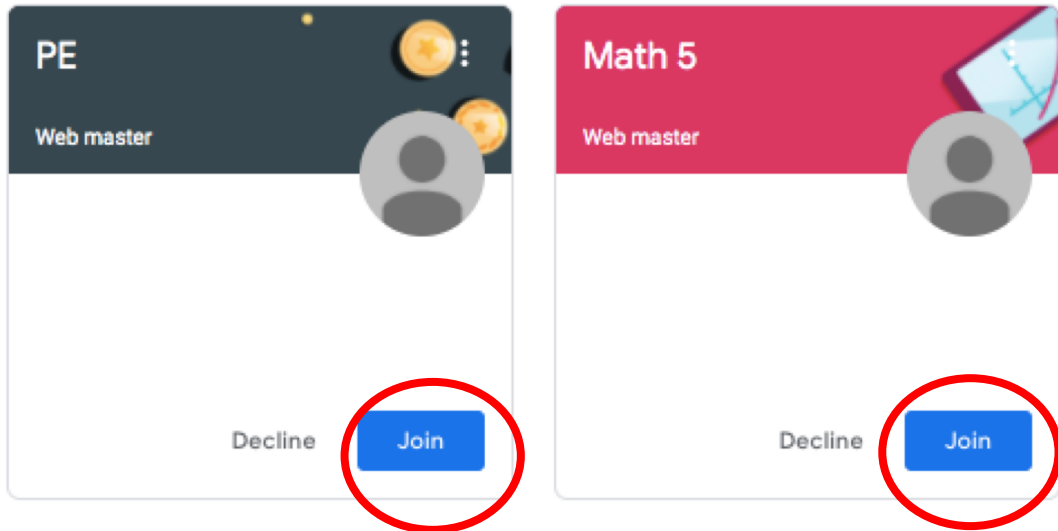


3. Once you are logged in and on the classroom.google.com site, you will see all your students classes on the page.



Google Classroom Directions for Parents

4. Select the blue join button.



5. You must click join for each class.

Once you have joined the class you will be able to see all the assignments and material from your child's teacher.